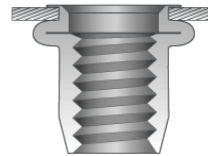
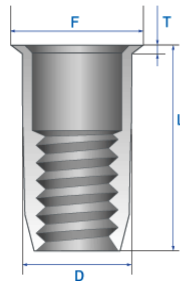


Thin Sheet Splind Blind Nut **PMSSCZ**

Body Type / Flange Type	Open End & Splined Body / Small Flange
Material	Carbon Steel
Finish	Zinc plated



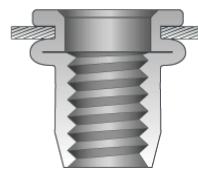
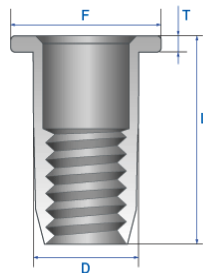
F = Flange Diameter
T = Flange Thickness
L = Body Length
D = Body Diameter

*Dimensions in millimeters

Part Number	Thread Size	D max.	Hole Size (+0.1)	L (±0.5)	Grip Range	F (±0.5)	T (±0.2)
PMSSCZ-030015	M3 X 0.5	4.96	5.0	9.0	0.5~1.5	6.0	0.4
PMSSCZ-040025	M4 X 0.7	5.95	6.0	10.0	0.5~2.0	7.0	0.5
PMSSCZ-050025	M5 X 0.8	6.95	7.0	12.0	0.5~2.5	8.0	0.5
PMSSCZ-060025	M6 X 1.0	8.95	9.0	14.0	0.5~3.0	10.0	0.5
PMSSCZ-080025	M8 X 1.25	10.95	11.0	16.5	0.5~3.0	12.0	0.6
PMSSCZ-100040	M10 X 1.5	12.95	13.0	20.0	2.0~4.0	14.0	0.8

Large Flange Splind Blind Nut **PMSLCZ**

Body Type / Flange Type	Open End & Splined Body / Large Flange
Material	Carbon Steel
Finish	Zinc plated



F = Flange Diameter
T = Flange Thickness
L = Body Length
D = Body Diameter

*Dimensions in millimeters

Part Number	Thread Size	D max.	Hole Size (+0.1)	L (±0.5)	Grip Range	F (±0.3)	T (±0.15)
PMSLCZ-040025	M4 X 0.7	5.93	6.0	10.4	0.5~2.0	9.0	0.81
PMSLCZ-050025	M5 X 0.8	6.90	7.0	13.3	0.5~2.5	10.0	1.10
PMSLCZ-060025	M6 X 1.0	8.95	9.0	15.6	0.5~3.0	12.5	1.36
PMSLCZ-080025	M8 X 1.25	10.95	11.0	18.6	0.5~3.0	14.5	1.60
PMSLCZ-100040	M10 X 1.5	12.95	13.0	21.7	2.0~4.0	17.0	1.80