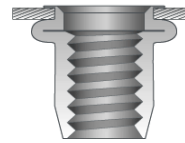
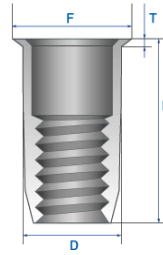


## SUS Thin Sheet Splind Blind Nut **PZSSSP**

<b>Body Type / Flange Type</b>	<b>Open End &amp; Splined Body / Small Flange</b>
<b>Material</b>	<b>Stainless steel</b>
<b>Finish</b>	<b>Natural</b>



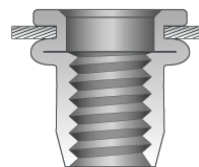
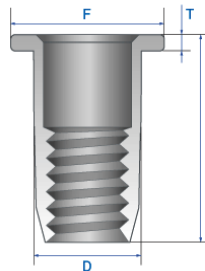
**F = Flange Diameter**  
**T = Flange Thickness**  
**L = Body Length**  
**D = Body Diameter**

\*Dimensions in millimeters

Part Number	Thread Size	D max.	Hole Size	L (±0.5)	Grip Range	F (±0.3)	T (±0.3)
PZSSSP-030020	M3×0.5	5.0	5.1	9.0	0.5~2.0	6.0	0.5
PZSSSP-040020	M4×0.7	6.0	6.1	11.0	0.5~2.5	7.0	0.5
PZSSSP-050025	M5×0.8	7.0	7.1	12.0	0.5~2.5	8.0	0.5
PZSSSP-060030	M6×1.0	9.0	9.1	14.0	0.5~3.0	10.0	0.5
PZSSSP-080030	M8×1.25	11.0	11.1	16.0	0.5~3.0	12.0	0.5
PZSSSP-100035	M10×1.50	13.0	13.1	19.0	1.0~3.5	14.2	0.8

## SUS Large Flange Splind Blind Nut **PZSLSP**

<b>Body Type / Flange Type</b>	<b>Open End &amp; Splined Body / Large Flange</b>
<b>Material</b>	<b>Stainless steel</b>
<b>Finish</b>	<b>Natural</b>



**F = Flange Diameter**  
**T = Flange Thickness**  
**L = Body Length**  
**D = Body Diameter**

\*Dimensions in millimeters

Part Number	Thread Size	D max.	Hole Size	L (±0.4)	Grip Range	F (±0.3)	T (±0.15)
PZSLSP-030020	M3×0.5	5.0	5.1	9.0	0.5~2.0	8.0	0.8
PZSLSP-040020	M4 X 0.7	6.0	6.1	11.0	0.5~2.5	9.0	1.0
PZSLSP-050025	M5 X 0.8	7.0	7.1	12.0	0.5~2.5	10.0	1.0
PZSLSP-060030	M6 X 1.0	9.0	9.1	14.0	0.5~3.0	12.0	1.5
PZSLSP-080030	M8 X 1.25	11.0	11.1	16.0	0.5~3.0	15.0	1.5
PZSLSP-100035	M10 X 1.50	13.0	13.1	19.0	0.5~3.5	17.0	2.0